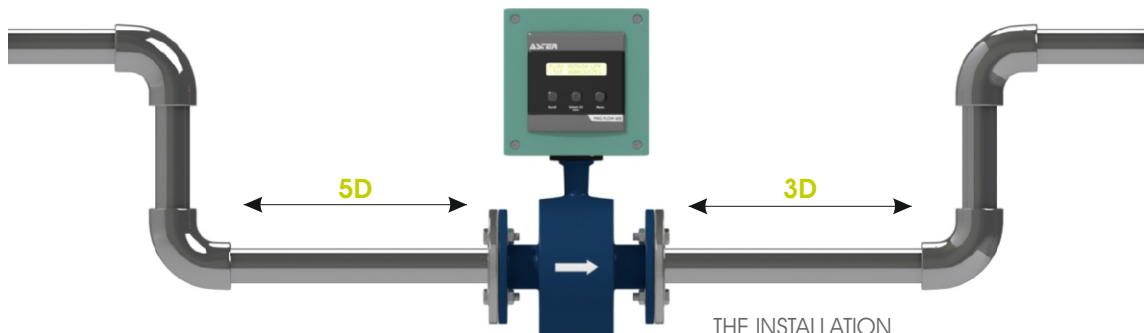


The instrument works on Faraday's law of electromagnetic induction. The magnetic field is generated around the measuring tube by the instrument. The fluid passing through the measuring tube generates a voltage. This voltage is directly proportional to the velocity of the flow. Thus the flow is measured and displayed on the indicator. The Mag-Flow 650 provides worry free flow measurement, which measures the flow of any conductive liquid flowing through it. It uses a non-intrusive measurement element hence, debris/solids will not interfere with the measurement. Its rugged rubber lining provides outstanding electrical insulating properties. Mag-Flow 650 is well designed for the industrial waste water and water industry.



KEY ATTRIBUTES

- **UNIQUE DESIGN ALLOWS INDICATOR DISPLAY ROTATION UPTO 270°**
- **SUITABLE FOR ANY TYPE OF CONDUCTIVE FLUID**
- **NEGLIGIBLE PRESSURE DROP**
- **UNAFFECTED BY DENSITY OR VISCOSITY**
- **HIGH TURN-DOWN RATIO**
- **IDEAL FOR OUTDOOR INSTALLATION**
- **COMMUNICATION READY** for monitoring/data logging
- **HIGH ACCURACY**
- **REVERSE FLOW WARNING**
- **NO MOVING PARTS TO WEAR AND BREAK**
- **ALL METERS INDIVIDUALLY CALIBRATED**



THE INSTALLATION
 *5D = 5 x Pipe Diameter Minimum
 *3D = 3 x Pipe Diameter Minimum

APPLICATIONS

Raw Water



Beverage Industry



Pharma & Chemical



Industrial Waste Water



Sewage Treatment



Mining/ Minerals processing

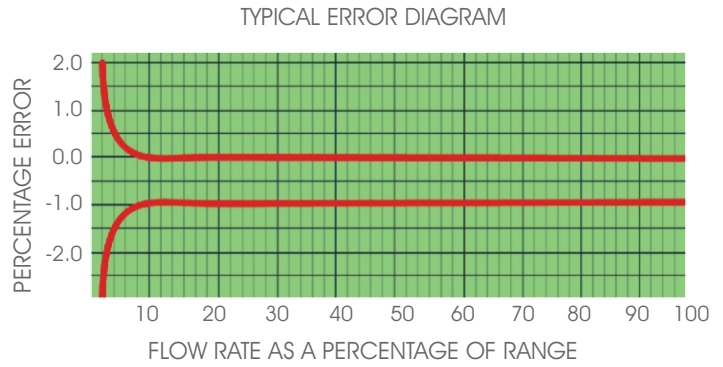
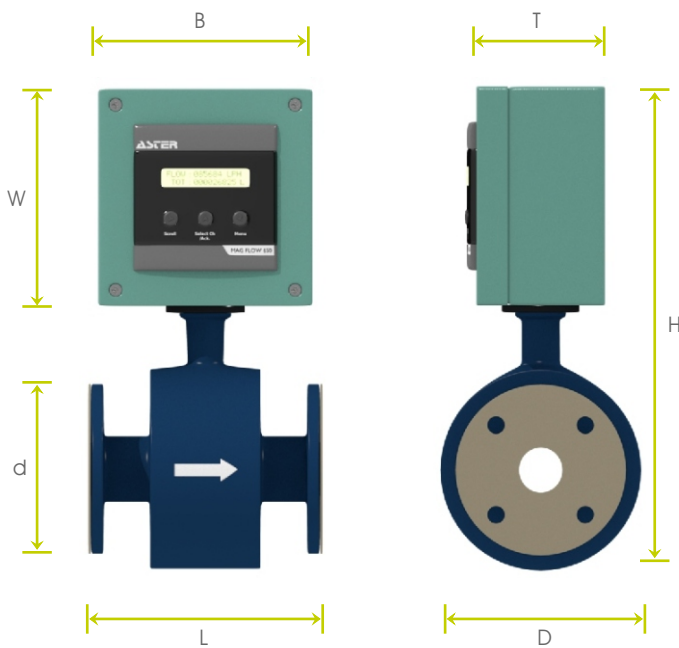


Available with Your Trusted Partner for Water Treatment Solutions:

FILTRA CONSULTANTS AND ENGINEERS LTD.

Gala No. 2 & 3, Ground Floor, Neminath Industrial Estate No. 2, Navghar, Vasai (East), Dist.: Palghar - 401 208.
 Tel.: +91 8691009127/26 Email: filtraw@gmail.com Website: www.ewatertreatmentindia.com





TECHNICAL SPECIFICATION FOR INDICATOR

Physical dimensions	160 x 160 x 90mm
Enclosure	Cast Aluminum, Weather proof IP 65
Mounting	Field(Direct on Sensor)
Input supply	230 V.A.C. ± 15%
Display Range	0-999999.9 m ³ / 0-9999999 liters
Flow rate sampling	2 Second
Accuracy	± 2 % FSD
Display	16 x 2 Alphanumeric LCD
Calibration/set point	Using front panel keypad
Linearity	± 0.5 %
Output	RS 485/4-20 mA current (optional)

TECHNICAL SPECIFICATION FOR SENSOR

Type	Full Bore
MOC	Flange - Mild Steel Electrode SS316
Maximum Operating Pressure	Coil Housing - Mild Steel 10 Kg/cm ²
Process Temperatures	85° C Max
Lining	Rubber PTFE Lining(optional)
Conductivity	>20 μs/cm
Process Connection	BS10 Table D Flanged
Fluid	Water/Wastewater
Viscosity	200 CP Max
Cable	3meter 3 core



AVAILABLE RANGES

LINE SIZE	FLOW RANGE	L	d	B	W	T	H	D
25 NB	0.2-10 m ³ /hr	165	114	160	160	90	350	140
40 NB	01-20 m ³ /hr	175	133	160	160	90	370	165
50 NB	02-35 m ³ /hr	175	152	160	160	90	370	165
65 NB	04-60 m ³ /hr	185	165	160	160	90	390	180
80 NB	06-90 m ³ /hr	185	184	160	160	90	395	186
100 NB	07-140 m ³ /hr	200	215	160	160	90	425	215
150 NB	10-300 m ³ /hr	250	280	160	160	90	495	290

• All dimensions are in mm.
Note: All dimensions are within open tolerance

Available with Your Trusted Partner for Water Treatment Solutions:

FILTRA CONSULTANTS AND ENGINEERS LTD.

Gala No. 2 & 3, Ground Floor, Neminath Industrial Estate No. 2, Navghar, Vasai (East), Dist.: Palghar - 401 208.
Tel.: +91 8691009127/26 Email: filtraw@gmail.com Website: www.ewatertreatmentindia.com

